



Northbrook High School Additions and Renovations

PAT Meeting No. 06

Spring Branch Independent School District \\ Houston, Texas \\ August 28th, 2019



PAT Meeting #06 (3:00pm to 4:30pm)

- Project Overview
- Guiding Principles
- A.1 Option Review
- Layout Development
- Exterior Development
- Interior Visioning Session
- PAT Review
- Next Steps
- Meeting Adjourned at 4:30pm

Goal

The goal of the PAT is to ensure that parents, staff and community members have the opportunity to take part in the planning and design of new schools. The PAT members will **serve as communicators** to and from the community during the schematic design and development phases of the project and participate in discussions that will lead to recommendations. The PAT concludes its work once construction begins.

Charge

Each Project Advisory Team's (PAT) members are charged with **providing input into planning and design development** for their school's new construction or major renovation project in the 2017 Bond Program. The PAT will meet as needed throughout the project, from initial planning, through design to the start of construction. Meeting agendas and minutes will be posted on the school's bond project website.

Project Overview



Northbrook High School Additions and Renovations

PAT MEETING SCHEDULE



PAT 01

PAT 02

PAT 03

PAT 04

PAT 05

PAT 06

PAT 07

PAT 08

03-21-2019

04-10-2019

05-08-2019

05-21-2019

07-30-2019

08-28-2019

09-17-2019

10-08-2019

KICK-OFF

SD

SD

DD

DD

SUMMER
BREAK

DD

**CD
50%**

**CD
75%**

- | | | | | | | | |
|--|---|--|--|--|--|---|---|
| <ul style="list-style-type: none">• Fact Finding Review• Gather Data• Establish Project Priorities | <ul style="list-style-type: none">• Priority List Review• Gather Data• Establish List | <ul style="list-style-type: none">• Floor Plan improvements• New classroom addition plan review• Site Improvements | <ul style="list-style-type: none">• Refine Layout Options• Volumetric exterior concepts | <ul style="list-style-type: none">• Refine Addition Options• Addition Interior Design• Volumetric Exterior Options | <ul style="list-style-type: none">• Refine Exterior Design• Start Interior Design | <ul style="list-style-type: none">• Review Overall Design• Present Exterior and Interior imagery• Review finishes | <ul style="list-style-type: none">• Review Overall Design• Review Finishes |
|--|---|--|--|--|--|---|---|

- **Classroom Addition**
- **Exterior/ Interior Upgrades:**
 - Security (i.e. upgrade fire alarms, controls)
 - Educational Specifications (lighting, upgrade flooring)
 - Mechanical/ HVAC (selected systems)
- **Site Improvements**
- **Roof Systems; replacement**
- **District-wide improvements:**
 - Furniture Upgrades
 - Technology (Student devices 9th to 12th)
 - Athletic Upgrades (as needed)
 - Synthetic Turf Practice Field

Priority A

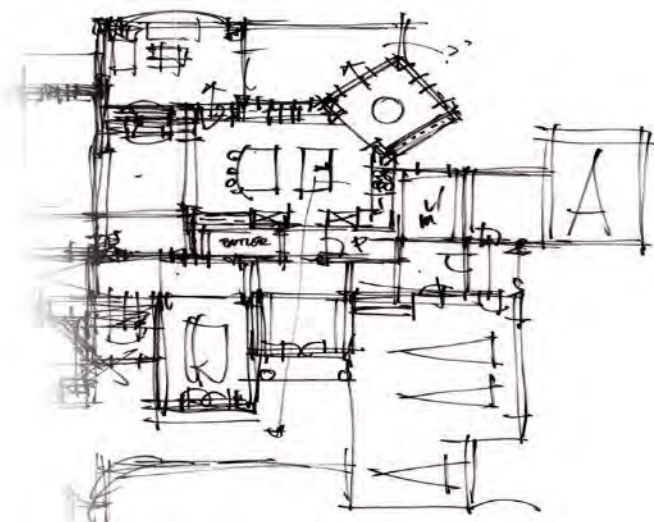
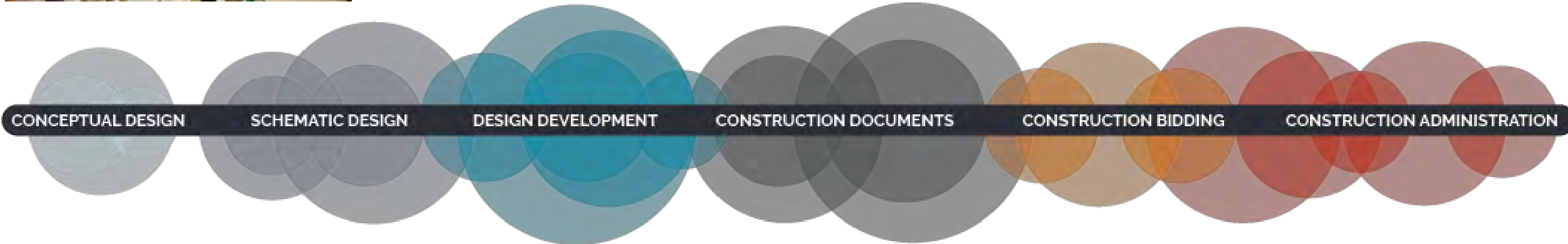
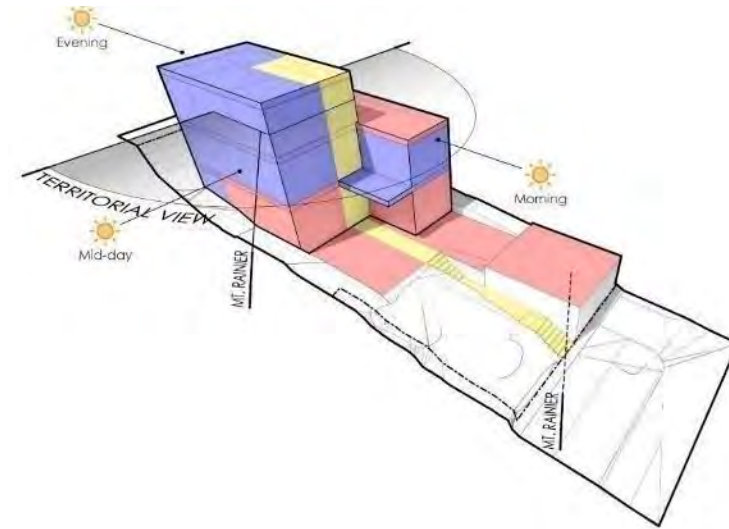
1. Add New Classrooms/ Science Labs
2. Upgrade Exterior/ Interior Cameras
3. Provide better egress at back entry (flow)
4. Remove Clg tile and tint windows in Gym
5. Address "Athletic Alley"
6. Upgrade Restrooms
7. Clear and Defined Main Entry Point
8. Upgrade CTE Shops
9. Exterior Lighting (if possible)
10. Upgrade Campus Academic Environment

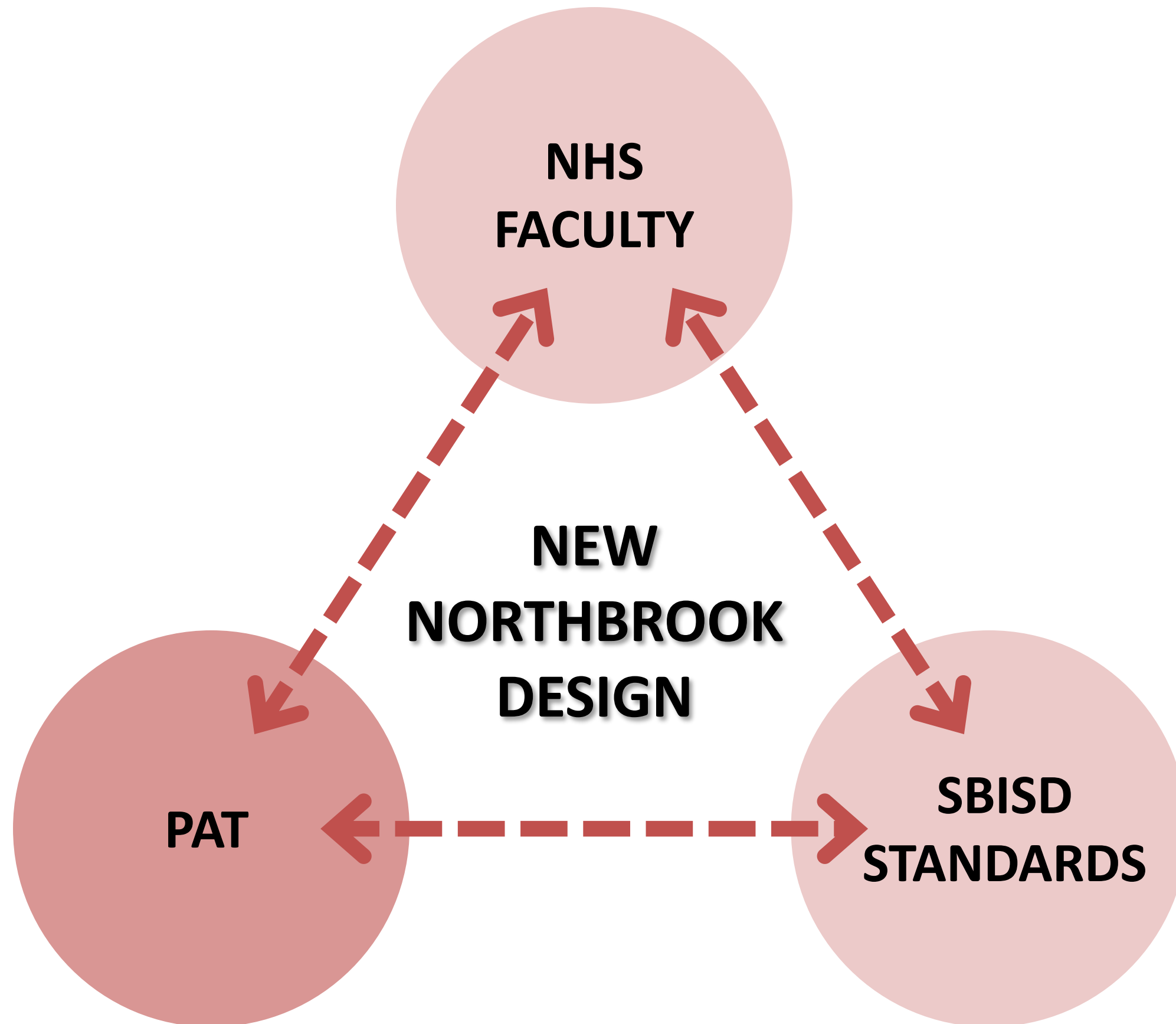
Priority B

- New Teacher workroom
- Upgrade Life Skills
- Admin Offices per Level
- Provide Personal Care Area
- Upgrade Elevators
- Athletic Fields
- Training Carts path
- Hot water issues
- Need Testing/ LGI area

Priority C

- Upgrade Locker Area
- New Concession area
- Dance area small
- Debate Practice rooms
- Fine Arts Storage
- Renovate existing LGI with efficient furniture





Guiding Principles

Northbrook High School Additions and Renovations

Northbrook HS One Word “Word Cloud”



Friendly Underrepresented Supportive Friendly Our Students Heart Underrepresented Structured Underrepresented Our Students Heart Our Students Heart Underrepresented



A Structured Environment for Academic Success

Through orderly structure and clear expectations, the campus forms a path for all students academic achievements.

Fostering Engagement with Support and Heart

Uphold and enhance the supportive and nurturing relationships between students, teachers and the community.

A Place for Everyone

Create an environment that celebrates everyone, fosters opportunities to all.

Safety Fosters Success

A secure campus that fosters an environment where students, teachers and staff can succeed.

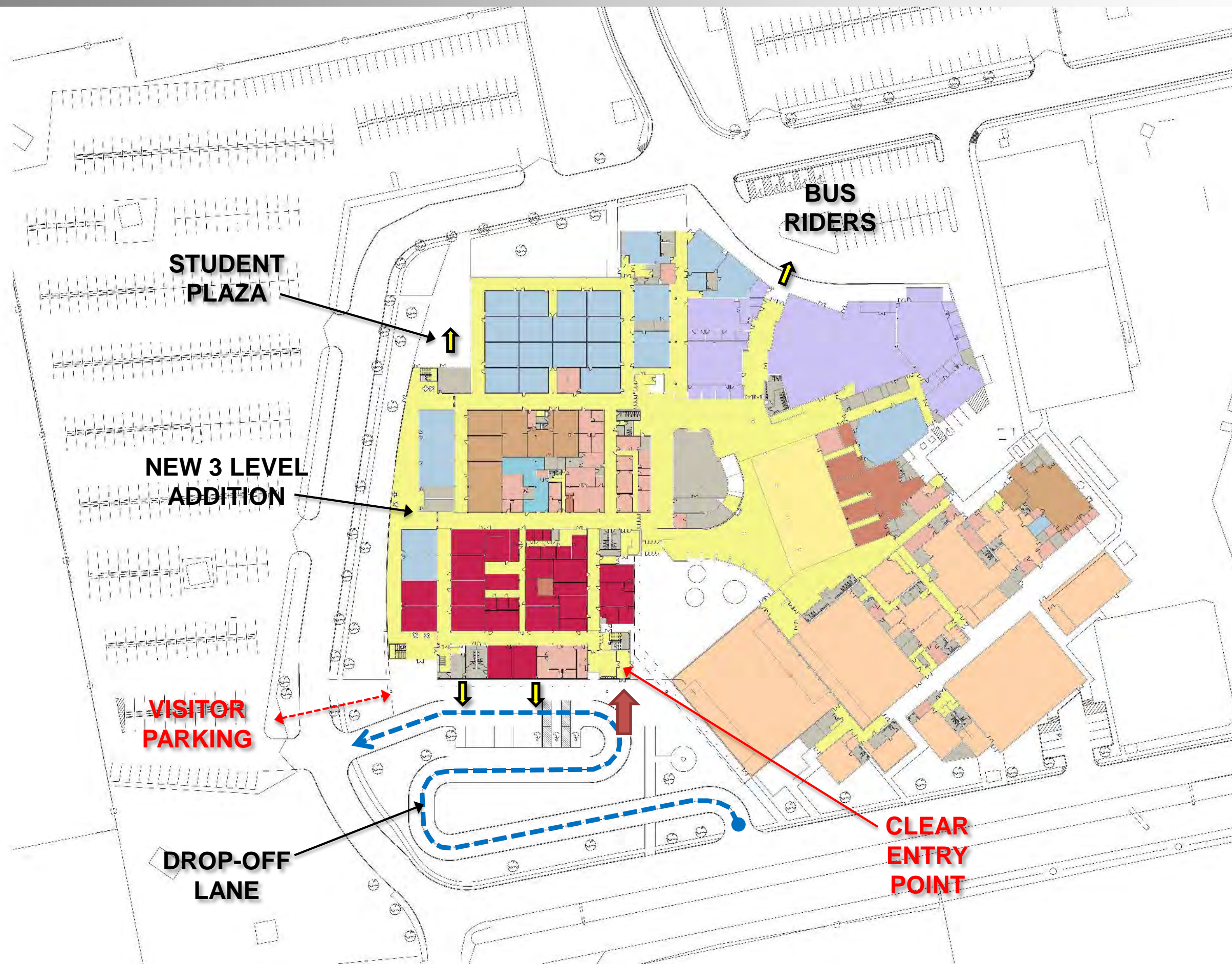
A Culture of Leadership and Support

Maintain the strong ties of the campus with the Community to provide a “home” for all its Students and all of their needs.

A.1 Option Review

Northbrook High School Additions and Renovations

New Addition Option "A.1" – Site Plan



Northbrook High School Additions and Renovations

New Addition Option “A.1” – Conceptual Massing



Northbrook High School Additions and Renovations

New Addition Option “A.1” – Conceptual Massing



MAIN FACADE VIEW

Do you approve of the A.1 option layout?

0 1 3

Yes



No



Are we going in the right direction for the exterior massing?

0 1 4

Yes



No



Are we going in the right direction for the Northbrook High School Additions and Renovations Design after PAT 05?

0 1 3

Yes



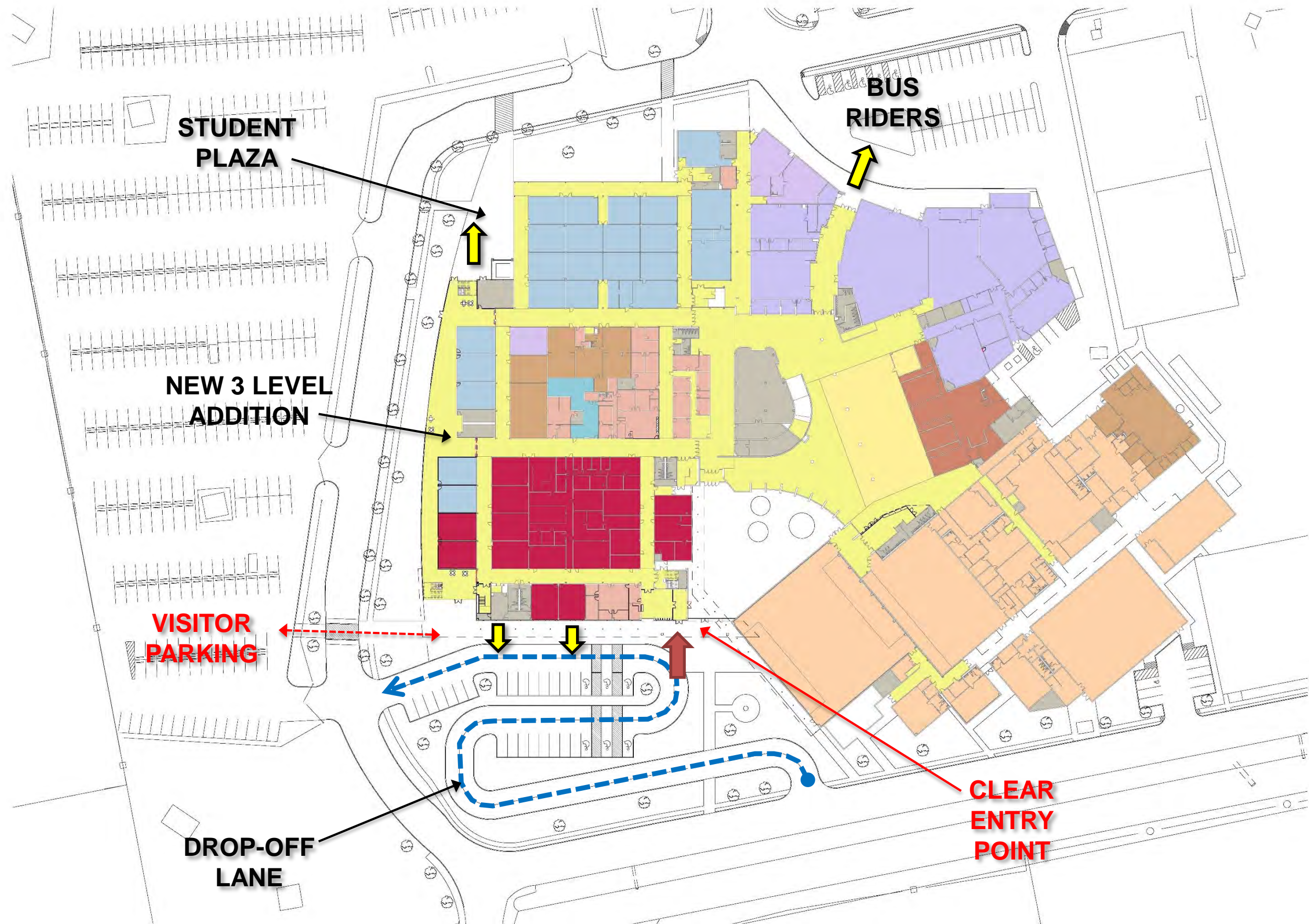
No



Layout Development

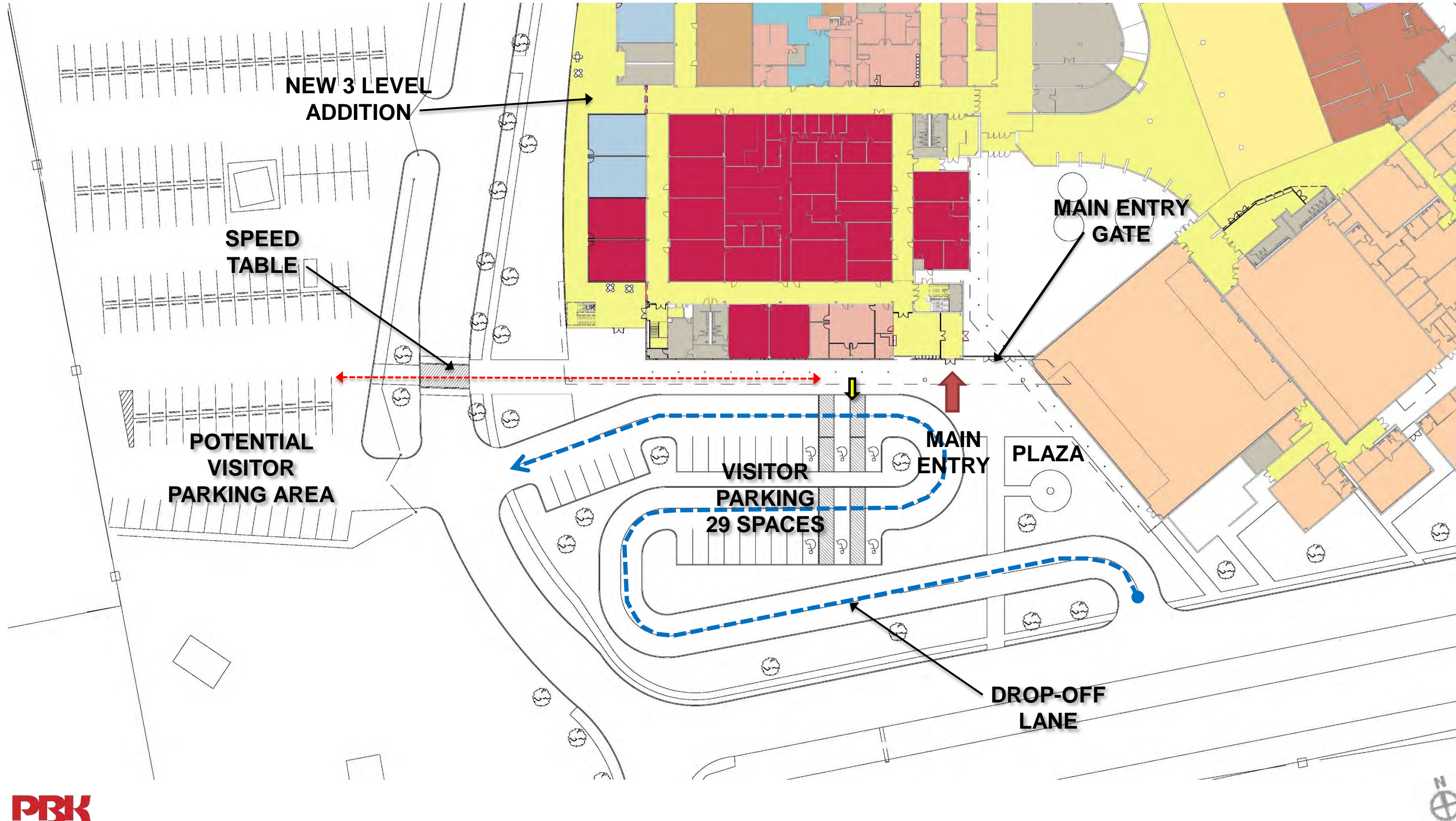
Northbrook High School Additions and Renovations

New Addition Overall Site Plan



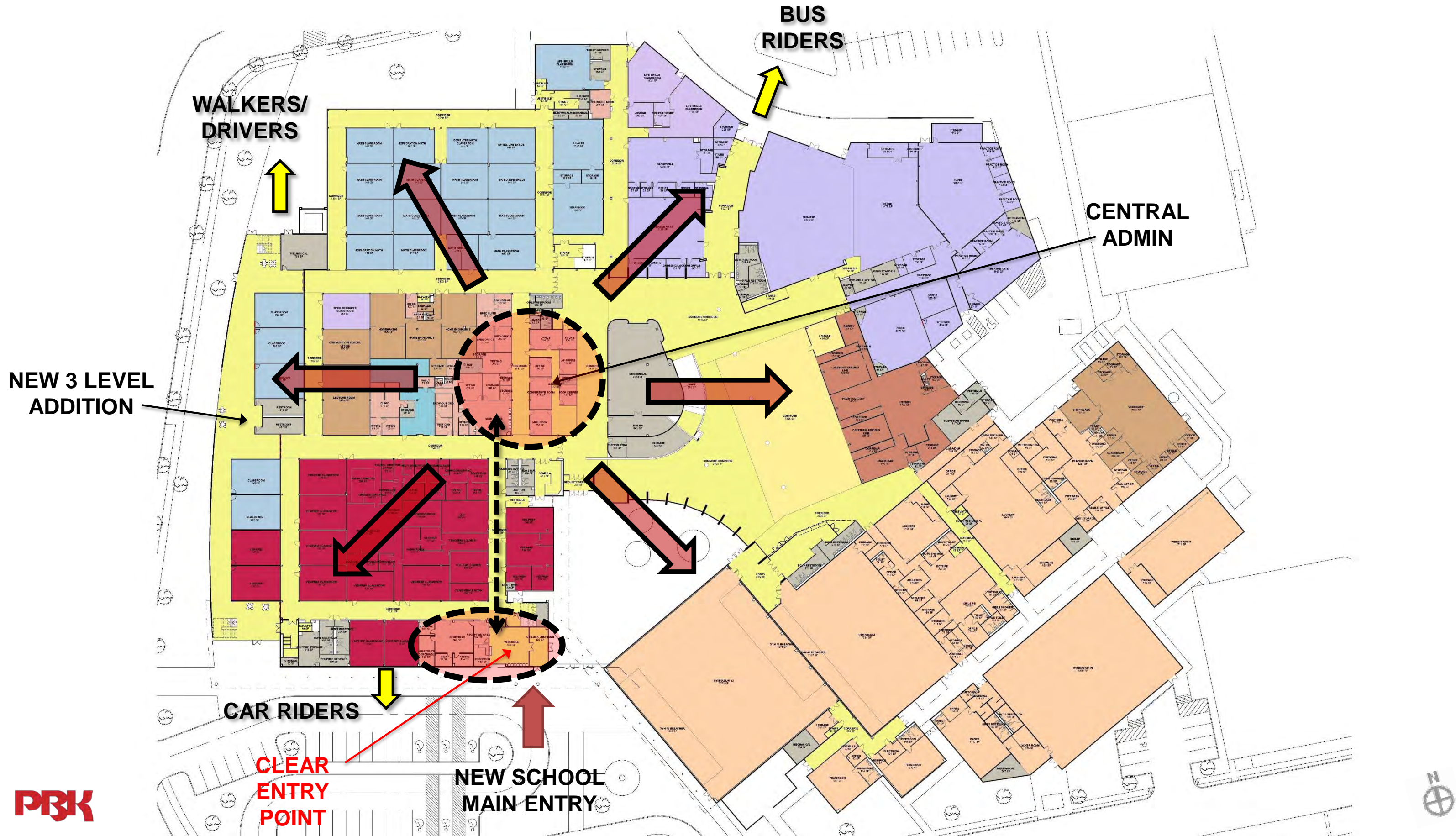
Northbrook High School Additions and Renovations

New Addition Front Access Enlarged Area



Northbrook High School Additions and Renovations

New Addition – 1st Level Plan



Northbrook High School Additions and Renovations

New Addition – 1st Level

New Addition:

- Reception Admin
- 5 Classrooms
- 2 Yes Prep Classrooms

CLASSROOMS

YES PREP
CLASSROOMS

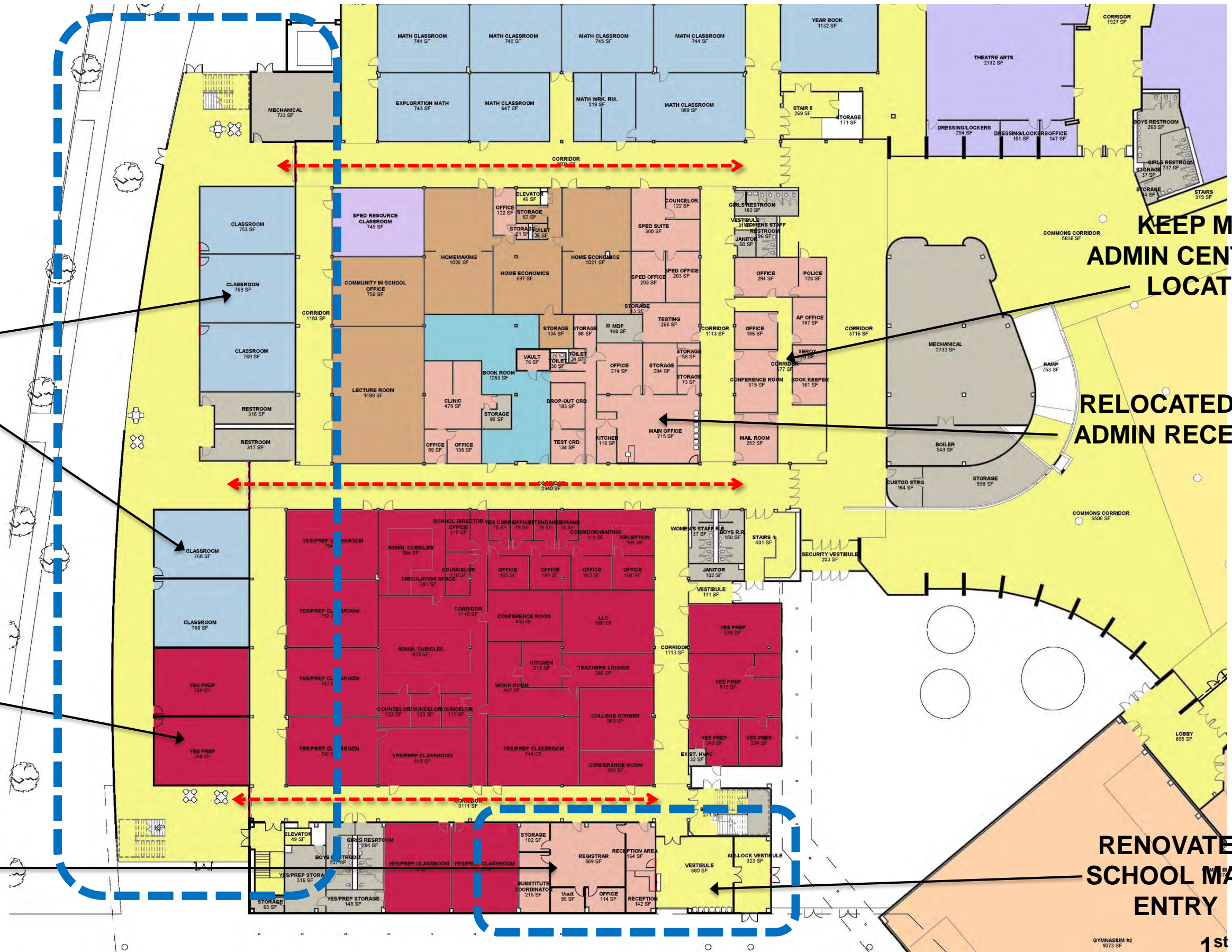
RECEPTION
ADMIN

KEEP MAIN
ADMIN CENTRALLY
LOCATED

RELOCATED MAIN
ADMIN RECEPTION

RENOVATED
SCHOOL MAIN
ENTRY

1st LEVEL

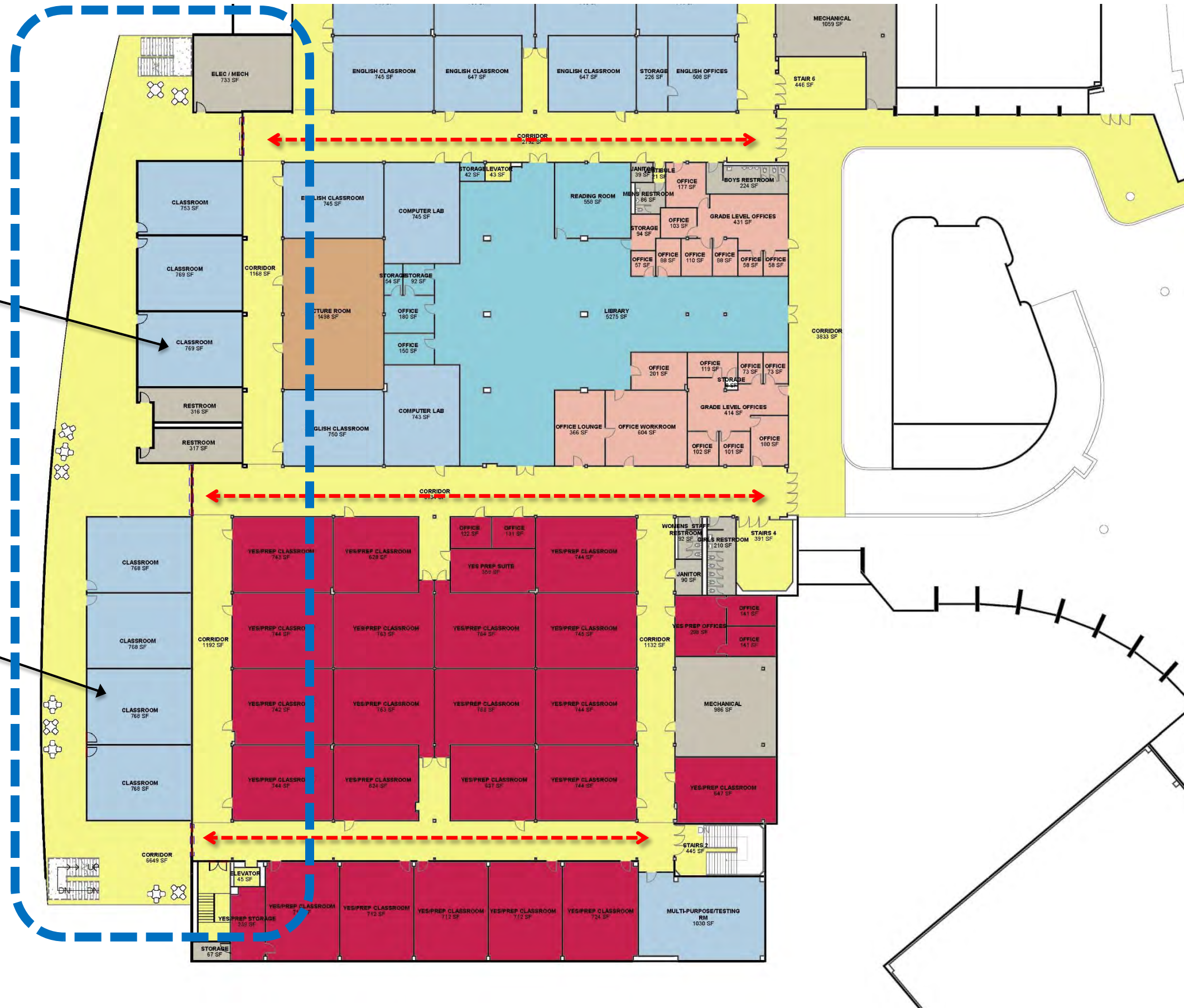


New Addition:

- 7 Classrooms

CLASSROOMS

CLASSROOMS



Exterior Development

Northbrook High School Additions and Renovations

New Addition Exterior



AERIAL VIEW





MAIN FACADE VIEW







MAIN FACADE VIEW



MAIN FACADE VIEW



MAIN FACADE VIEW

Northbrook High School Additions and Renovations

New Addition Exterior



MAIN FACADE VIEW

Northbrook High School Additions and Renovations Exterior Development “Evolution”



Interior Visioning Session



NEW CLASSROOMS



NEW CLASSROOMS




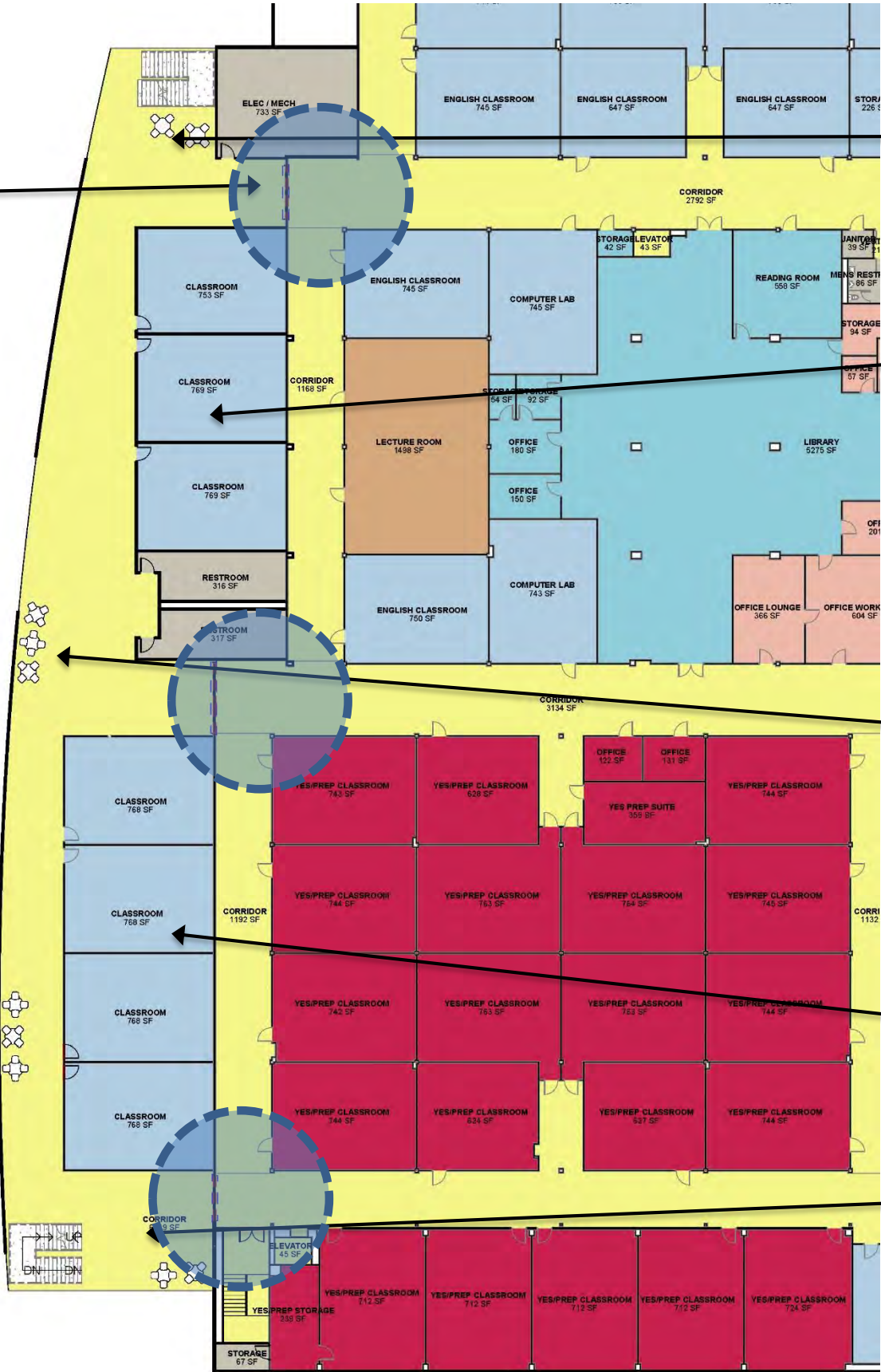

Colors and Wayfinding











FLEX AREA

NEW CLASSROOMS

FLEX AREA

NEW CLASSROOMS

FLEX AREA

Classroom Transparency

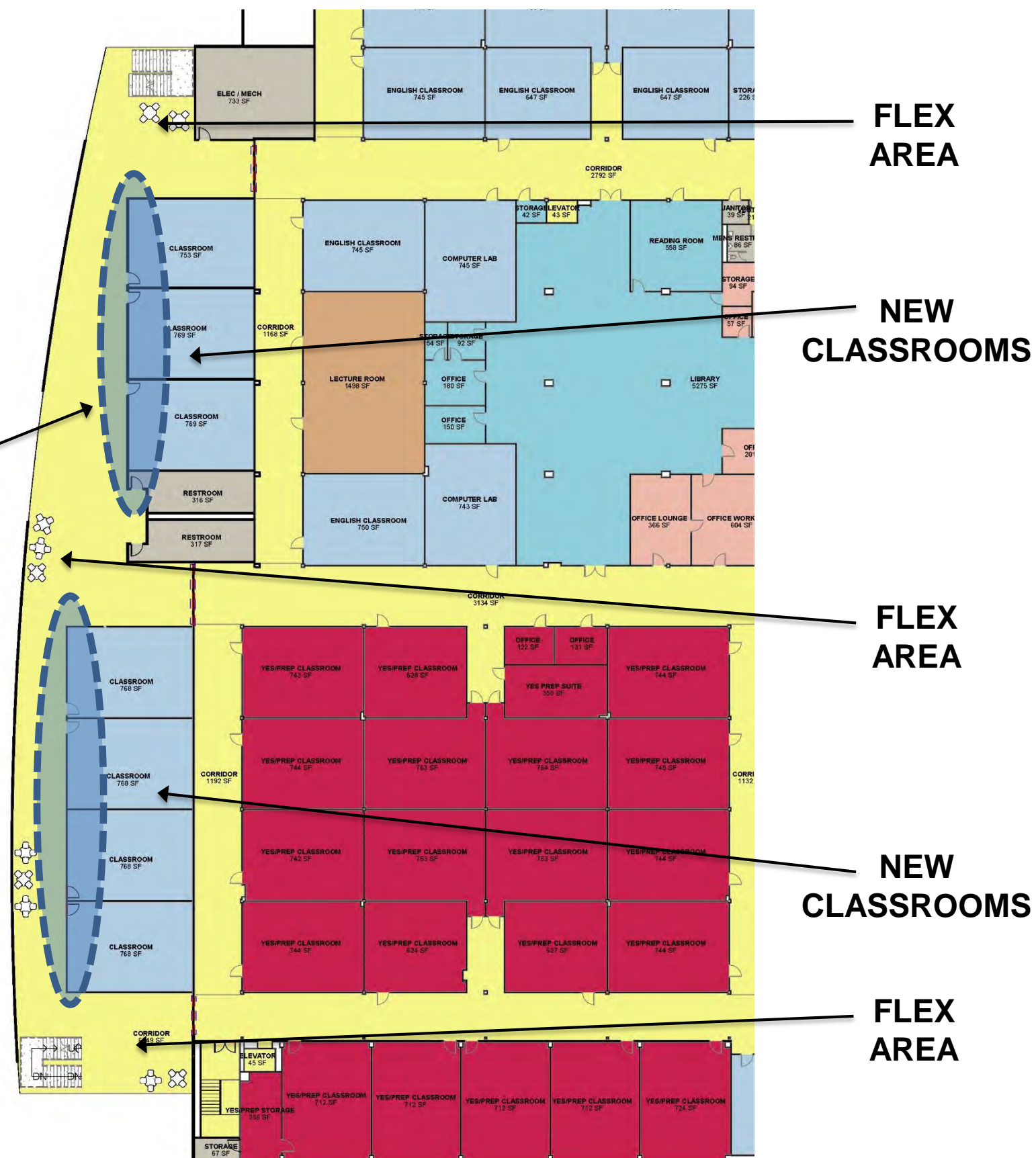





Northbrook High School Additions and Renovations

Classroom “Transparency”





Flex/ Collaboration Areas



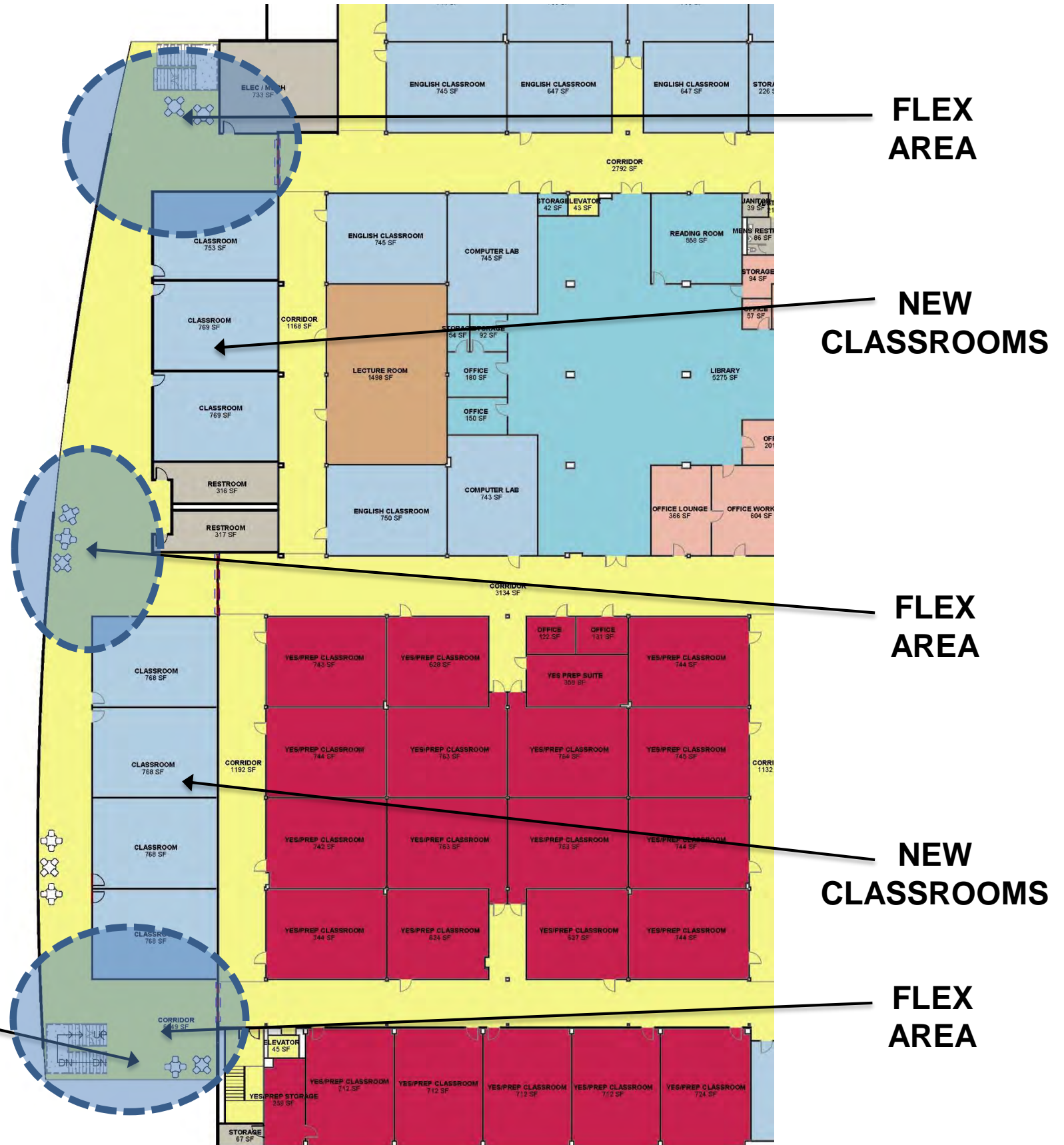







Northbrook High School Additions and Renovations

New Addition Interiors



PAT 06 Review

- Log in to: **SLIDO.COM**
- Enter Code: **XX**
- When done with question 01, please remain in slido.com, we will automatically change to question 02, 03

- 1. Do you agree in the overall direction for the layout and exterior design for the NHS new addition?**
- 2. Are we going in the right direction for the Northbrook High School Additions and Renovations Design after PAT 06?**

Next Steps



Northbrook High School Additions and Renovations

PAT MEETING SCHEDULE



PAT 01

PAT 02

PAT 03

PAT 04

PAT 05

PAT 06

PAT 07

PAT 08

03-21-2019

04-10-2019

05-08-2019

05-21-2019

07-30-2019

08-28-2019

09-17-2019

10-08-2019

KICK-OFF

SD

SD

DD

DD

SUMMER
BREAK

DD

**CD
50%**

**CD
75%**

- Fact Finding Review
- Gather Data
- Establish Project Priorities

- Priority List Review
- Gather Data
- Establish List

- Floor Plan improvements
- New classroom addition plan review
- Site Improvements

- Refine Layout Options
- Volumetric exterior concepts

- Refine Addition Options
- Addition Interior Design
- Volumetric Exterior Options

- Refine Exterior Design
- Start Interior Design

- Review Overall Design
- Present Exterior and Interior imagery
- Review finishes

- Review Overall Design
- Review Finishes



Thank You!

