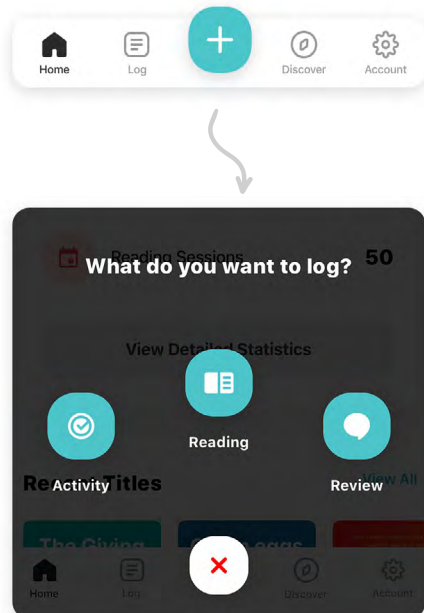


## In the App

### First

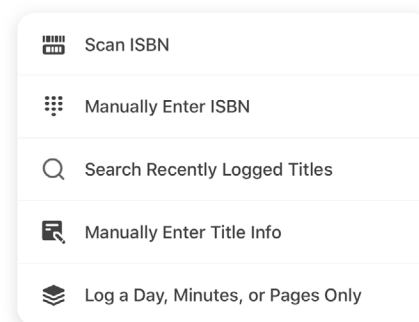
Click the + in the tab bar



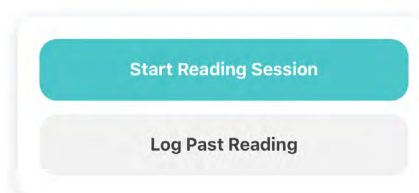
### Then

#### Log Reading

Click "Reading" and choose a way to enter your book title (Pro tip: scanning the ISBN is the easiest and most fun!)

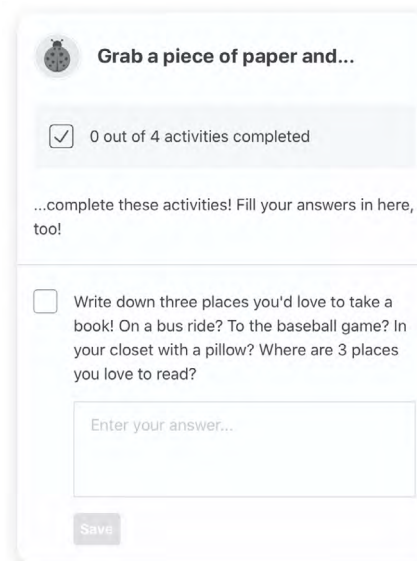


Click "Start Reading Session" to start the timer or "Log Past Reading" to enter the date, minutes read, and other details manually. Click "Finish".



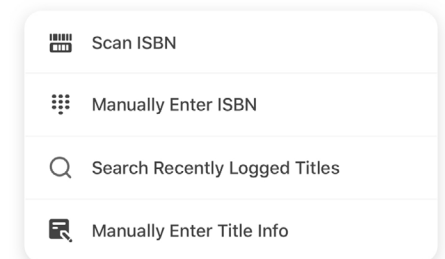
#### Log an Activity

Click "Activity", choose an activity badge and then an activity. Follow the instructions on the activity to complete it!



#### Write a Review

Click "Review" and select a way to enter the book title



Enter your review and click "Post"



Download the  
Beanstack app!

