


Installing Zoom on iPhone

To install the Zoom App on your iPhone:

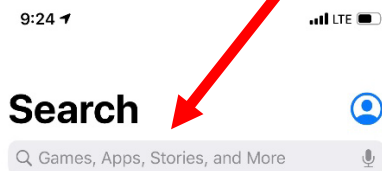
1. Look for and press on your **Apple Store icon**



2. When the **App Store** screen opens, press the **search icon**

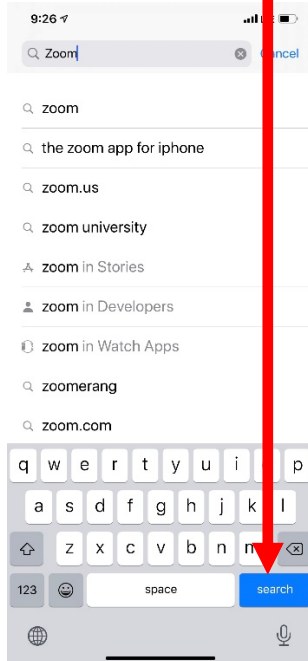


3. Type Zoom in the **Search** box



Discover

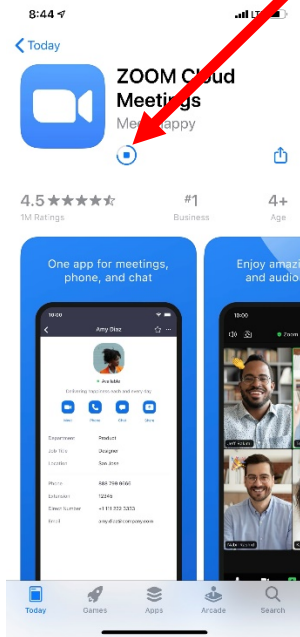
4. Press the **Search** button



5. **Zoom App** found, press **download icon** to install



6. Zoom installation process



7. Zoom App installed and ready to use



8. You can now click on the link you received in your registration confirmation email and follow the steps in the "How to login to a Zoom webinar from your Smartphone" instructions to join the Zoom webinar